

Our work in **Barking and Dagenham**



Bedroom numbers*

1 bed	226
2 bed	346
3 bed	393
4 bed	53
Self-contained bedsit	1

Total homes managed by the Group*

Affordable rent	7
General needs	612
Intermediate rent	156
Leasehold/freehold	62
Shared ownership	181
Total	1081

Repairs**

Repairs in last 12 months **2,765**

Responsive repairs £ in last 12 months **£460,667**

Average repair spend **£166.61**

Total major works spend in last 12 months **£786,830**

Planned works budget (to March 2021) **£4,405,000**

First level complaints closed in last 12 months**

17

Repairs

6

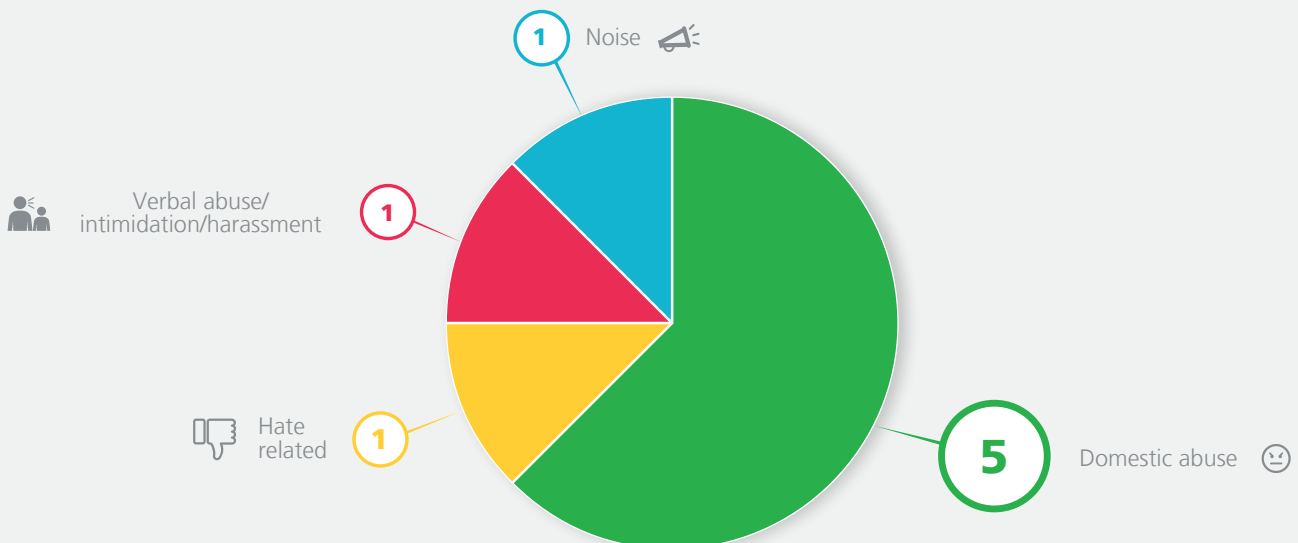
Staff conduct

1


Tenancy management



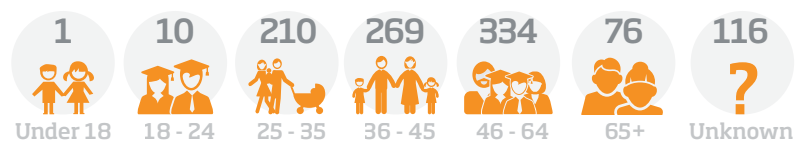
High risk anti-social behaviour cases closed in past 12 months**



Tenants by gender*



Tenants by age*



6

community activities took place

Type of activities***

Financial inclusion, employment support, family intervention project, health and wellbeing and local project delivery.

= **£84k** in social value

* At 7 January 2016

** October 2014 - September 2015

*** 2015