

# Our work in **Hackney**



## Bedroom numbers\*

1 bed	570
2 bed	1386
3 bed	679
4 bed	134
5 bed	25
6 bed	6
Self-contained bedsit	27

## Total homes managed by the group\*

Affordable rent	41
General needs	1670
Housing for older people	96
Intermediate rent	70
Leasehold/freehold	441
Shared ownership	500
Total	2818



## Repairs\*\*

Repairs in last 12 months **7,470**

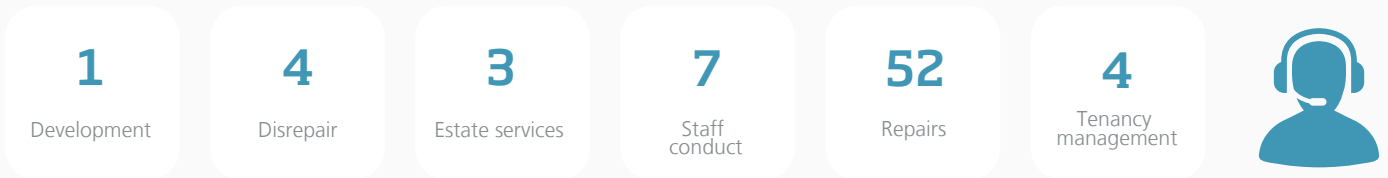
Responsive repairs £ in last 12 months **£506,018**

Average repair spend **£67.74**


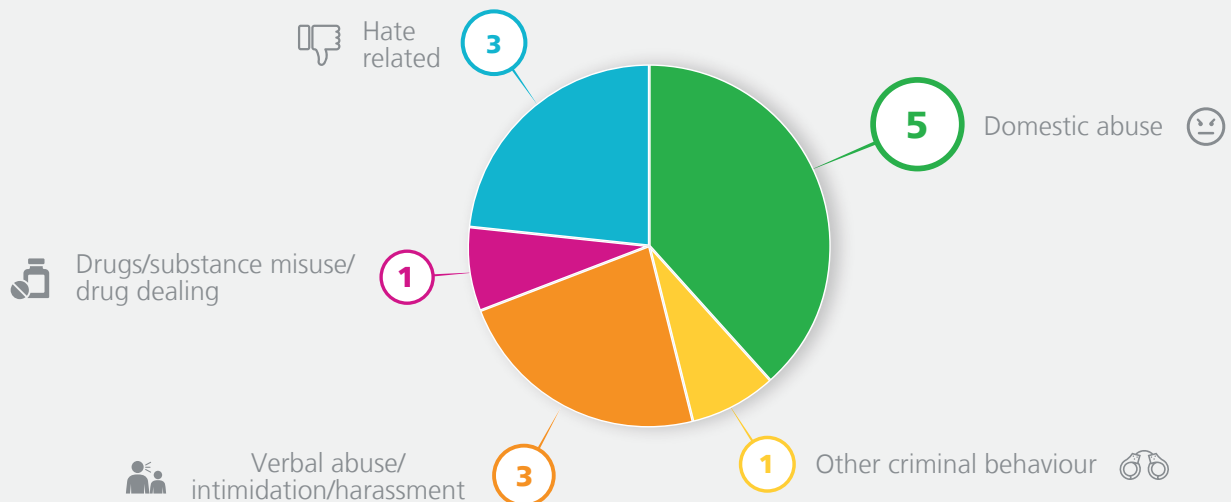
Total major works spend in last 12 months **£692,068**

Planned works budget (to March 2021) **£13,323,000**

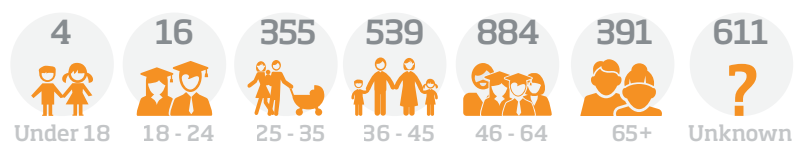
## First level complaints closed in last 12 months



## High risk anti-social behaviour cases closed in past 12 months\*\*



## Tenants by age\*



**23** community activities took place

**Type of activities\*\*\***

Financial inclusion, employment support, youth activities, community activities, local project delivery and health and wellbeing.

**= £285k in social value**

\* At 7 January 2016

\*\* October 2014 - September 2015

\*\*\* 2015